

# 2012 Joint Assessment and IR Council Retreat

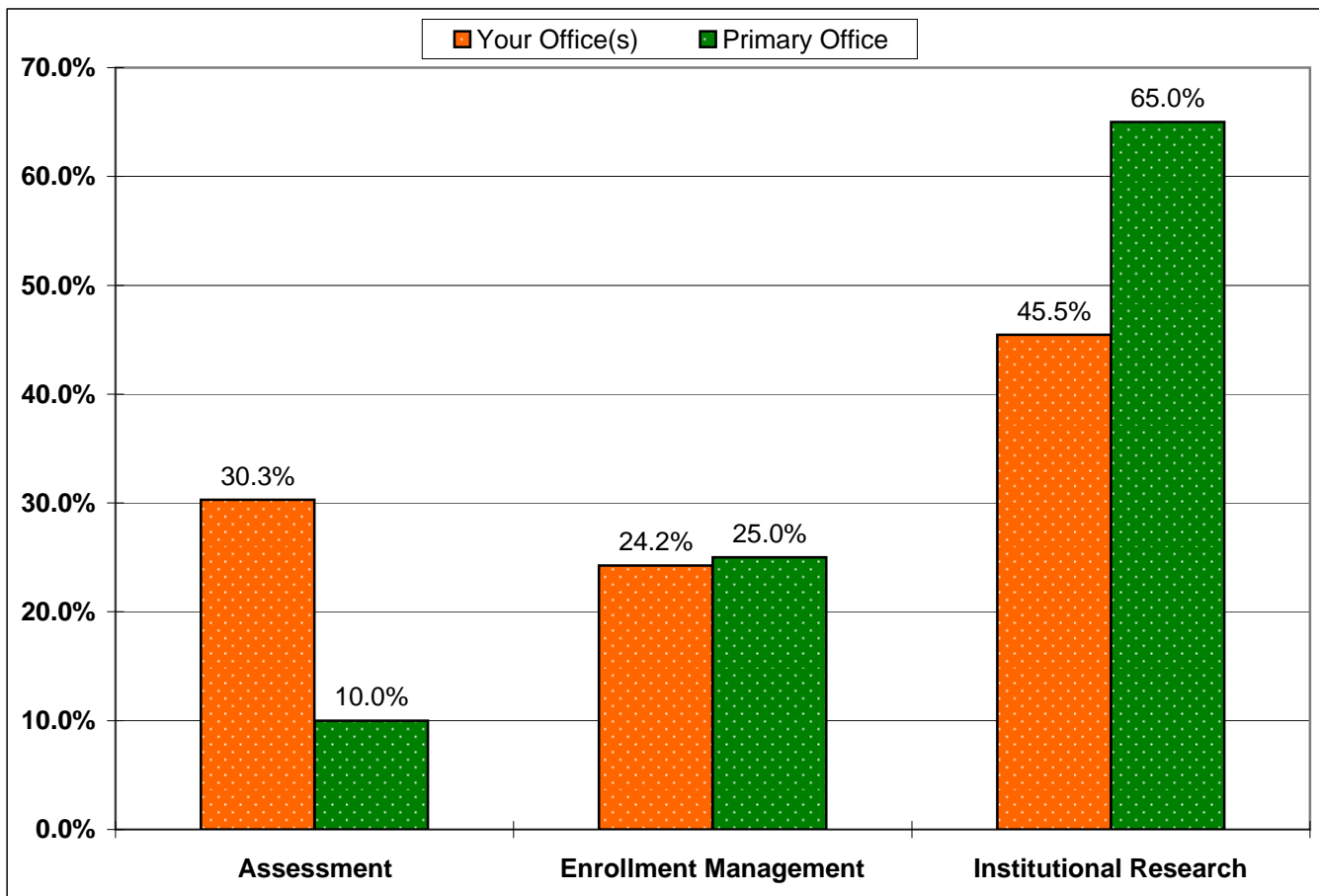
Friday, June 15<sup>th</sup>, 2012

8:30 – 4:30

Brooklyn College, CUNY

**Which office(s) do you work for at your college? (Check all that apply, but if you have a primary appointment, please indicate it.)**

	Total	Assessment	Enrollment Management	Institutional Research
Your Office(s)	33	10	8	15
	100%	30.3%	24.2%	45.5%
Primary Office	20	2	5	13
	100%	10.0%	25.0%	65.0%



\* Responses from 2012 Joint Assessment and IR Council Retreat Evaluation Form

## General Characteristics

*How satisfied were you with the...*

Total Surveys Returned 29							
		Total Valid Responses	Very Satisfied	Satisfied	Disatisfied	Very Dissatisfied	No Response
Retreat location		28	15	11	2	0	1
Directions to the event		28	19	9	0	0	1
The food that was provided		27	16	9	2	0	2
Organization of the event		28	16	12	0	0	1
Swag Bag		27	11	15	1	0	2

\* Responses from 2012 Joint Assessment and IR Council Retreat Evaluation Form

## General Characteristics

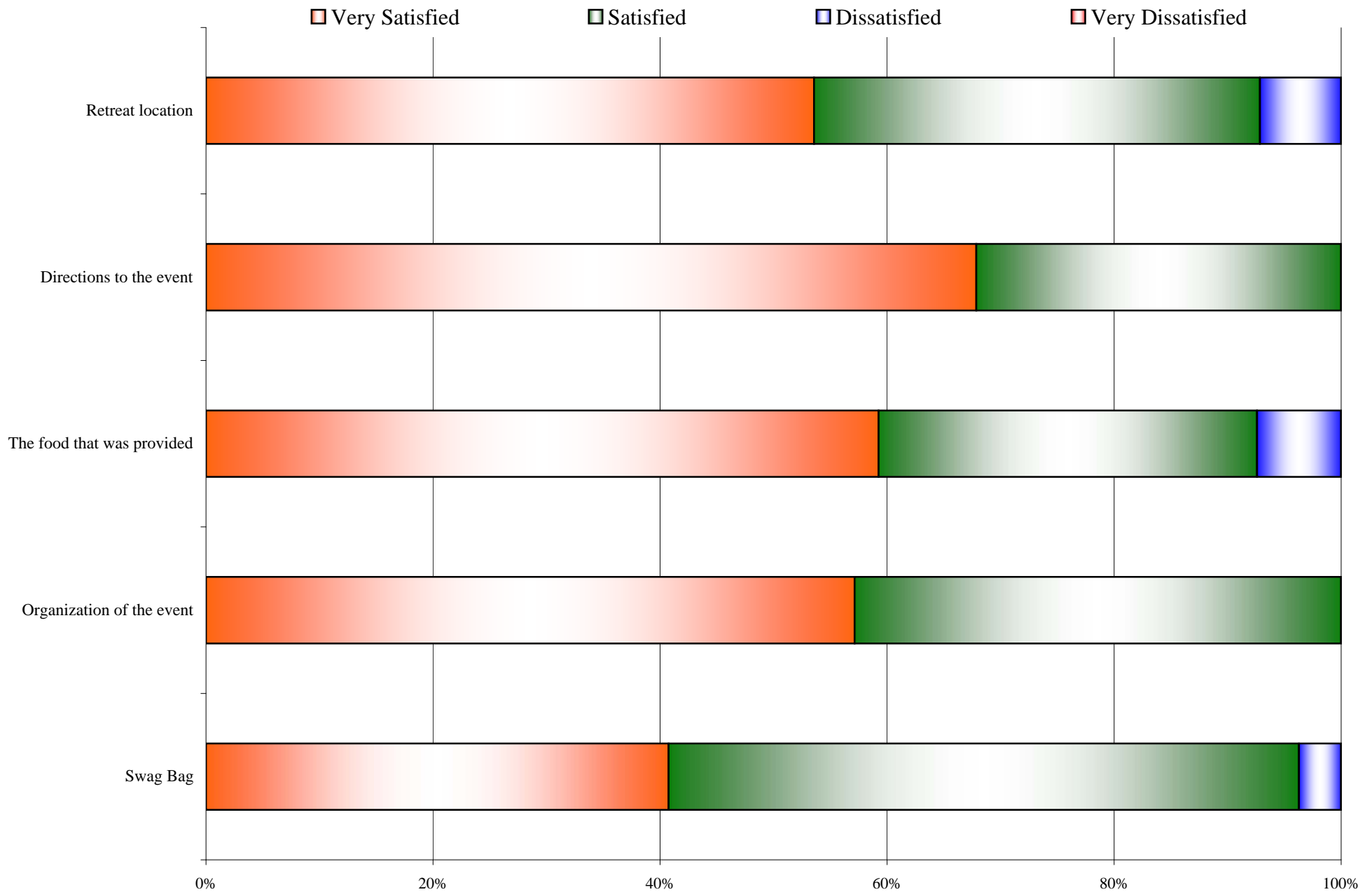
*How satisfied were you with the...*

	Total Valid Responses	Very Satisfied	Satisfied	Dissatisfied	Very Dissatisfied	No Response
Retreat location	100%	53.6%	39.3%	7.1%	0.0%	3.4%
Directions to the event	100%	67.9%	32.1%	0.0%	0.0%	3.4%
The food that was provided	100%	59.3%	33.3%	7.4%	0.0%	6.9%
Organization of the event	100%	57.1%	42.9%	0.0%	0.0%	3.4%
Swag Bag	100%	40.7%	55.6%	3.7%	0.0%	6.9%

\* Responses from 2012 Joint Assessment and IR Council Retreat Evaluation Form

## General Characteristics

*How satisfied were you with the...*



\* Responses from 2012 Joint Assessment and IR Council Retreat Evaluation Form

## Morning Enrollment Management Session

***How much did the Enrollment Management session improve your understanding of the following:***

Total Surveys Returned 29							
		Total Valid Responses	Greatly	Somewhat	A Little Bit	Not at all	No Response
How data supports decision-making in enrollment management.		27	14	12	1	0	2
How my own research and analysis can inform enrollment management and planning.		24	10	11	3	0	5

\* Responses from 2012 Joint Assessment and IR Council Retreat Evaluation Form

## Morning Enrollment Management Session

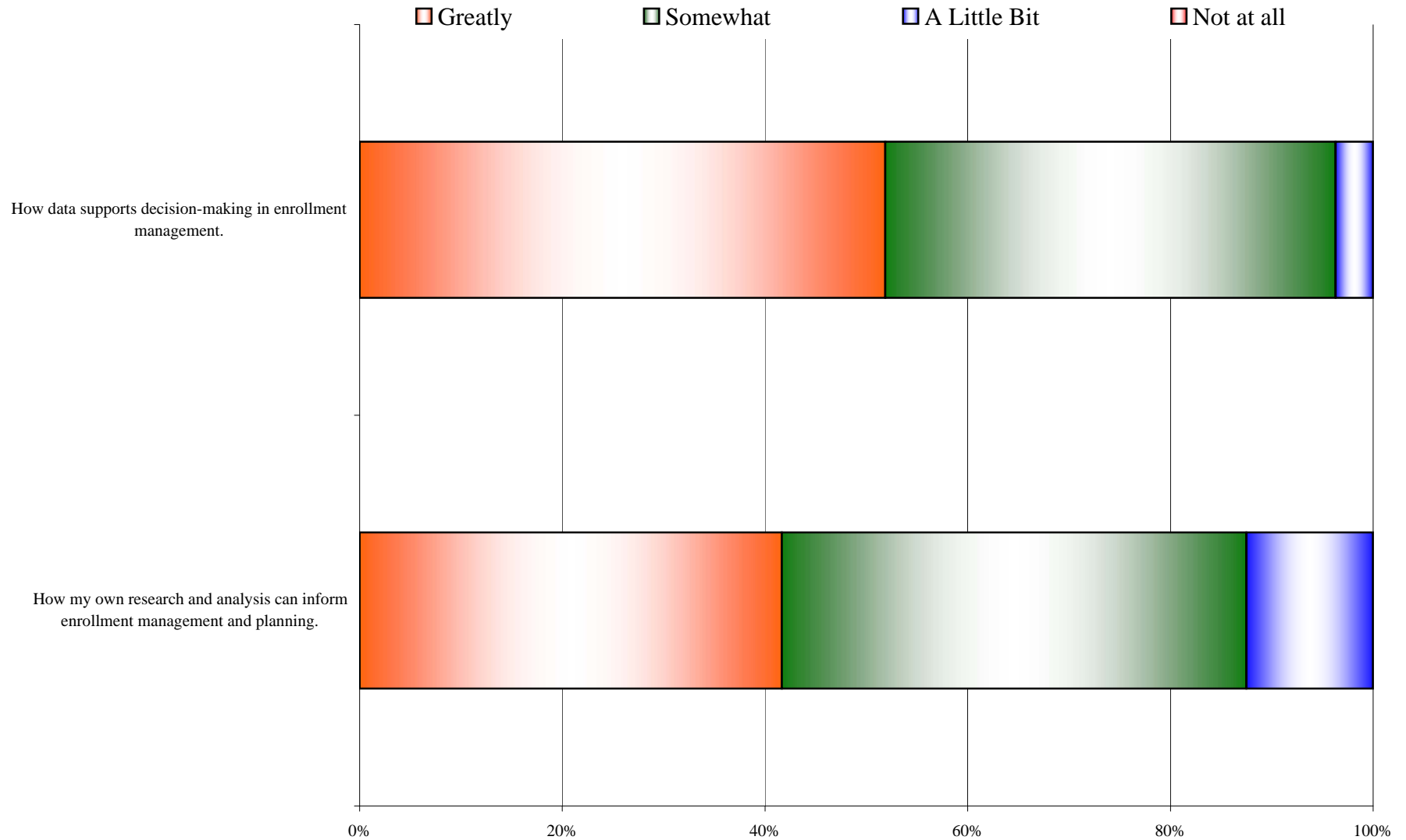
*How much did the Enrollment Management session improve your understanding of the following:*

	Total Valid Responses	Greatly	Somewhat	A Little Bit	Not at all	No Response
How data supports decision-making in enrollment management.	100%	51.9%	44.4%	3.7%	0.0%	6.9%
How my own research and analysis can inform enrollment management and planning.	100%	41.7%	45.8%	12.5%	0.0%	17.2%

\* Responses from 2012 Joint Assessment and IR Council Retreat Evaluation Form

## Morning Enrollment Management Session

*How much did the Enrollment Management session improve your understanding of the following:*



\* Responses from 2012 Joint Assessment and IR Council Retreat Evaluation Form



## Afternoon CUNYFirst Session

***How much did the session on CUNYFirst improve your understanding of the following:***

Total Surveys Returned 29						
	Total Valid Responses	Greatly	Somewhat	A Little Bit	Not at all	No Response
CUNYFirst data entry procedures.	26	7	12	2	5	3
Your access to CUNYFirst files and extracts.	26	5	10	9	2	3
Relationships between CUNYFirst data and existing data structures.	26	7	15	2	2	3
How IR and Assessment functions can be accomplished using CUNYFirst data.	25	6	9	5	5	4
The extent to which normal operations of your job will change when CUNYFirst is live on your campus.	24	6	8	6	4	5

\* Responses from 2012 Joint Assessment and IR Council Retreat Evaluation Form

## Afternoon CUNYFirst Session

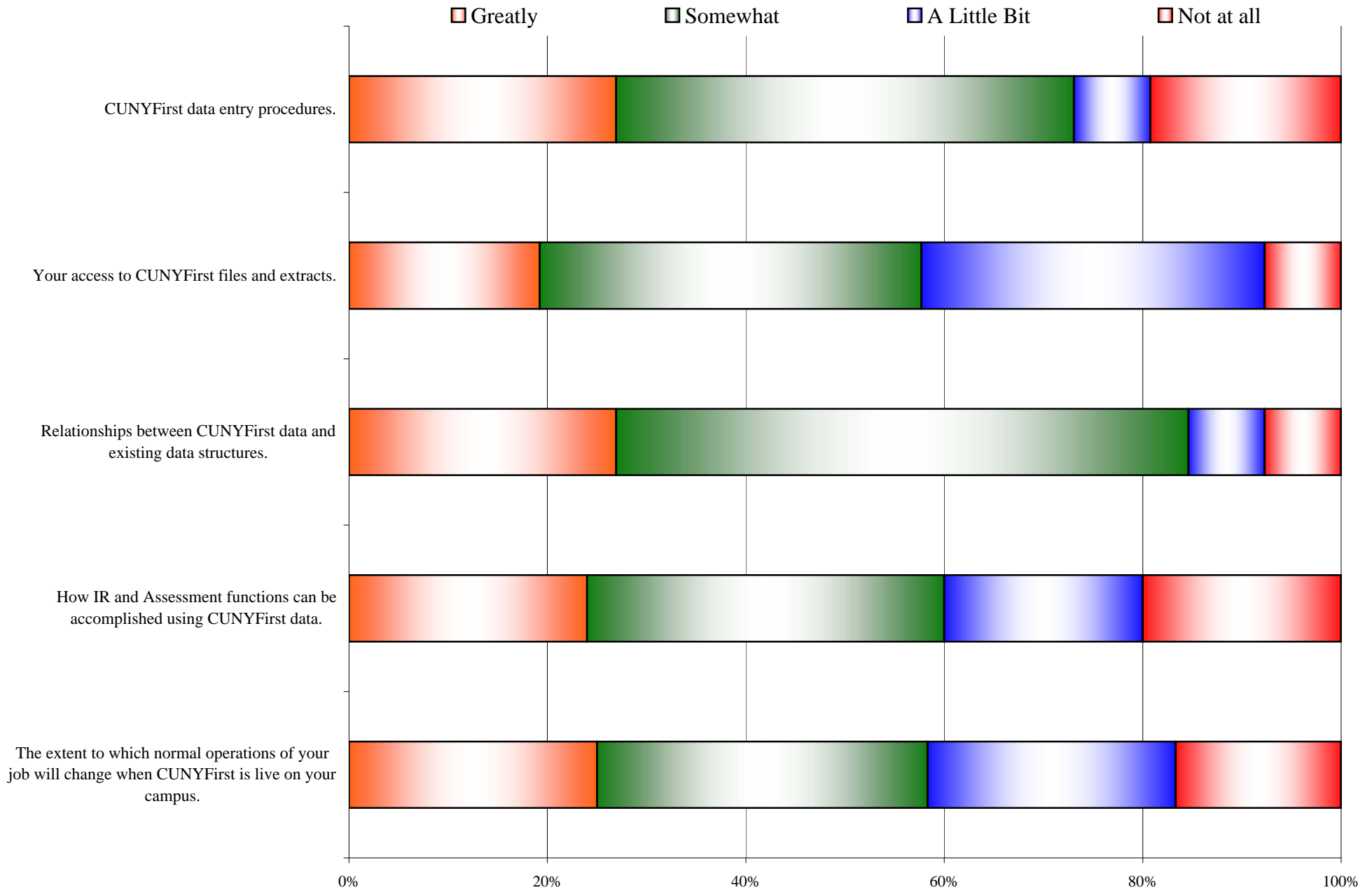
***How much did the session on CUNYFirst improve your understanding of the following:***

	Total Valid Responses	Greatly	Somewhat	A Little Bit	Not at all	No Response
CUNYFirst data entry procedures.	100%	26.9%	46.2%	7.7%	19.2%	10.3%
Your access to CUNYFirst files and extracts.	100%	19.2%	38.5%	34.6%	7.7%	10.3%
Relationships between CUNYFirst data and existing data structures.	100%	26.9%	57.7%	7.7%	7.7%	10.3%
How IR and Assessment functions can be accomplished using CUNYFirst data.	100%	24.0%	36.0%	20.0%	20.0%	13.8%
The extent to which normal operations of your job will change when CUNYFirst is live on your campus.	100%	25.0%	33.3%	25.0%	16.7%	17.2%

\* Responses from 2012 Joint Assessment and IR Council Retreat Evaluation Form

## Afternoon CUNYFirst Session

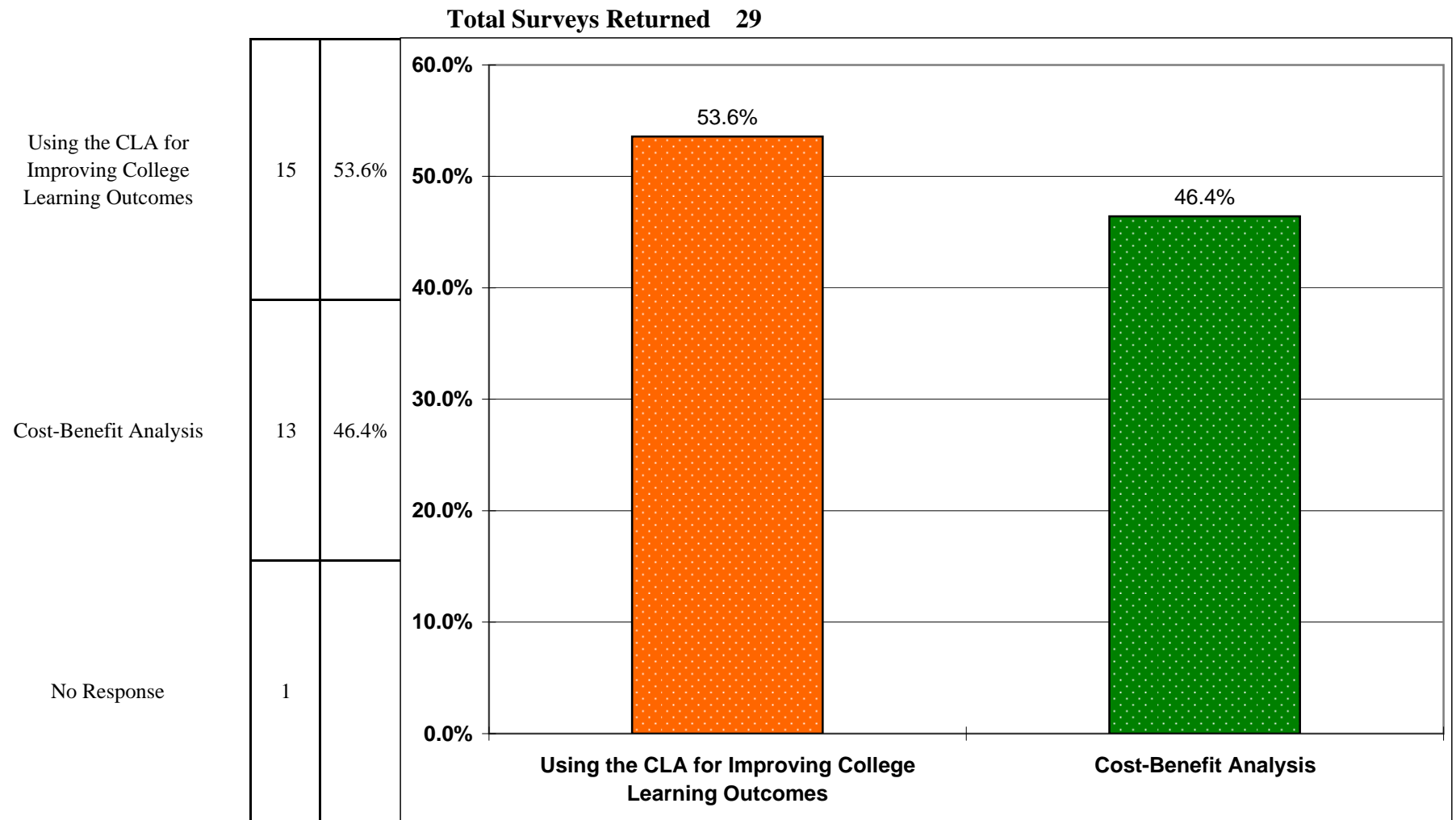
***How much did the session on CUNYFirst improve your understanding of the following:***



\* Responses from 2012 Joint Assessment and IR Council Retreat Evaluation Form

## Breakout Sessions

***Which breakout session did you primarily attend in the morning session (11:00 am - 12:00 pm)?***



\* Responses from 2012 Joint Assessment and IR Council Retreat Evaluation Form

## Breakout Sessions

**About the "Using the CLA for Improving College Learning Outcomes" session:**

Total Session Participants		15						
		Total Valid Responses	Very	Mostly	Somewhat	Slightly	Not at all	No Response
How relevant was the discussion content to your work?		15	6	5	2	2	0	0
		15	6	4	3	2	0	0

\* Responses from 2012 Joint Assessment and IR Council Retreat Evaluation Form

## Breakout Sessions

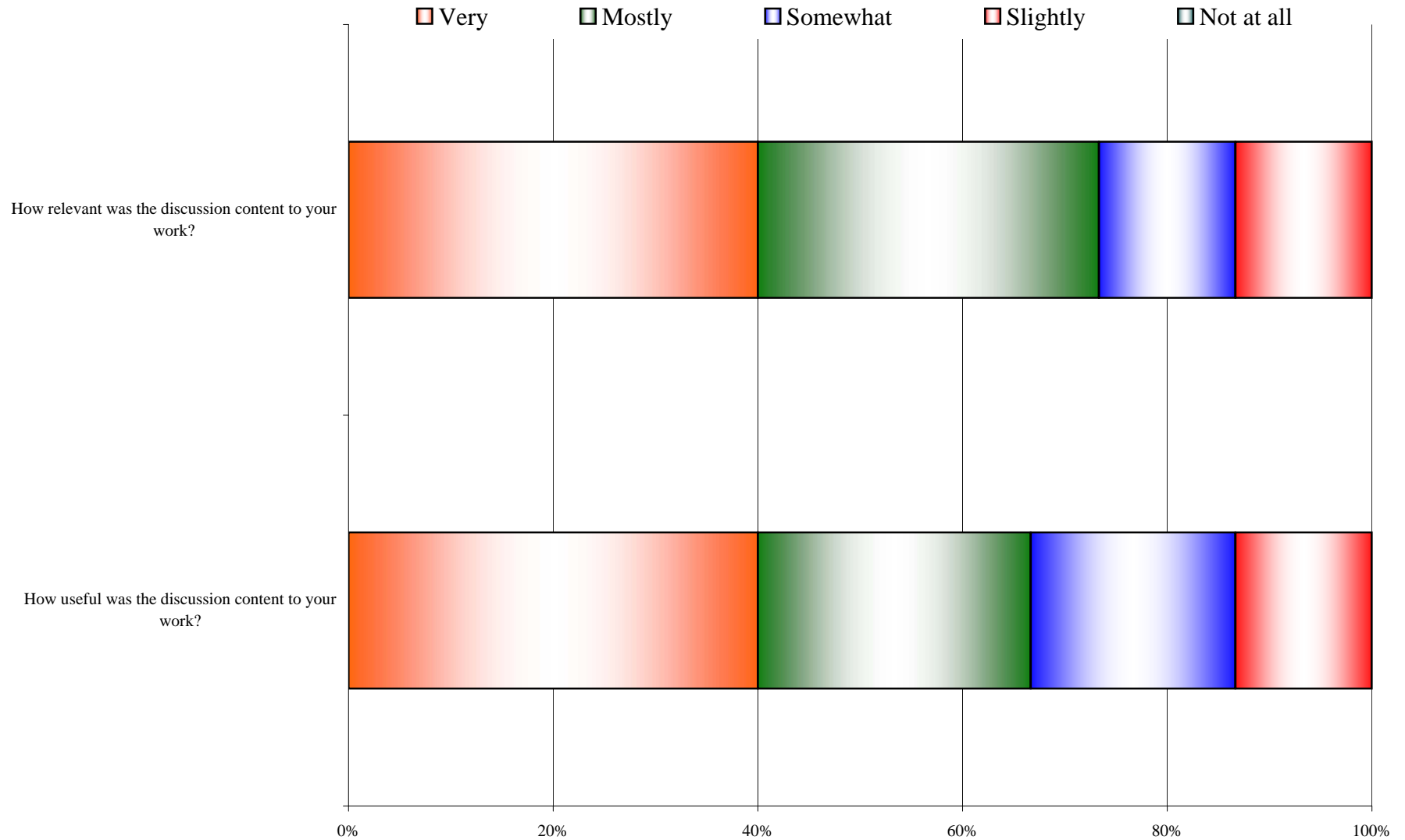
**About the "Using the CLA for Improving College Learning Outcomes" session:**

	Total Valid Responses	Very	Mostly	Somewhat	Slightly	Not at all	No Response
How relevant was the discussion content to your work?	100%	40.0%	33.3%	13.3%	13.3%	0.0%	0.0%
How useful was the discussion content to your work?	100%	40.0%	26.7%	20.0%	13.3%	0.0%	0.0%

\* Responses from 2012 Joint Assessment and IR Council Retreat Evaluation Form

## Breakout Sessions

***About the "Using the CLA for Improving College Learning Outcomes" session:***



\* Responses from 2012 Joint Assessment and IR Council Retreat Evaluation Form

## Breakout Sessions

### About the "Cost-Benefit Analysis" session:

Total Session Participants		13						
		Total Valid Responses	Very	Mostly	Somewhat	Slightly	Not at all	No Response
How relevant was the discussion content to your work?		13	6	5	1	0	1	0
How useful was the discussion content to your work?		11	5	4	1	1	0	2

\* Responses from 2012 Joint Assessment and IR Council Retreat Evaluation Form



## Breakout Sessions

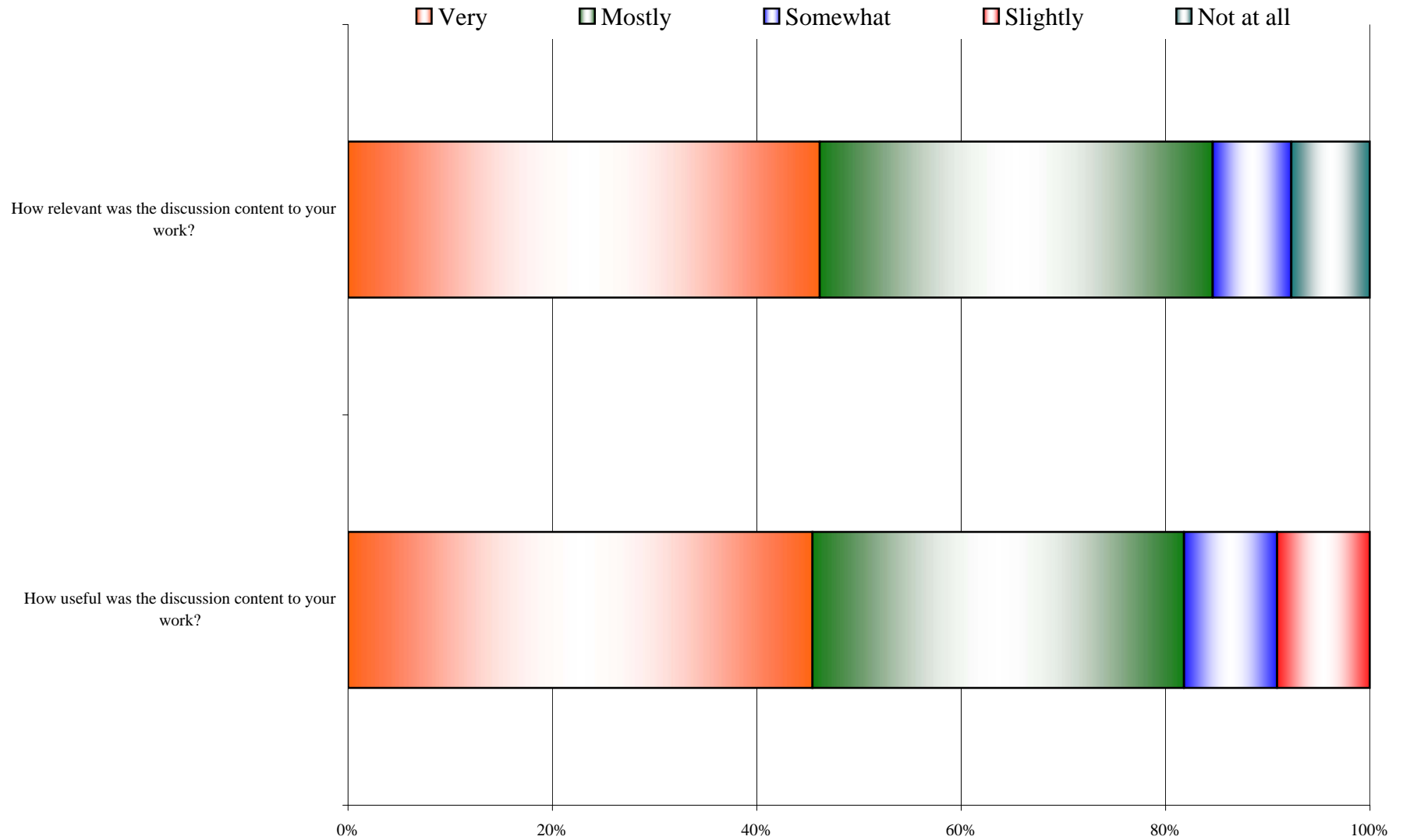
### About the "Cost-Benefit Analysis" session:

	Total Valid Responses	Very	Mostly	Somewhat	Slightly	Not at all	No Response
How relevant was the discussion content to your work?	100%	46.2%	38.5%	7.7%	0.0%	7.7%	0.0%
How useful was the discussion content to your work?	100%	45.5%	36.4%	9.1%	9.1%	0.0%	15.4%

\* Responses from 2012 Joint Assessment and IR Council Retreat Evaluation Form

## Breakout Sessions

### About the "Cost-Benefit Analysis" session:

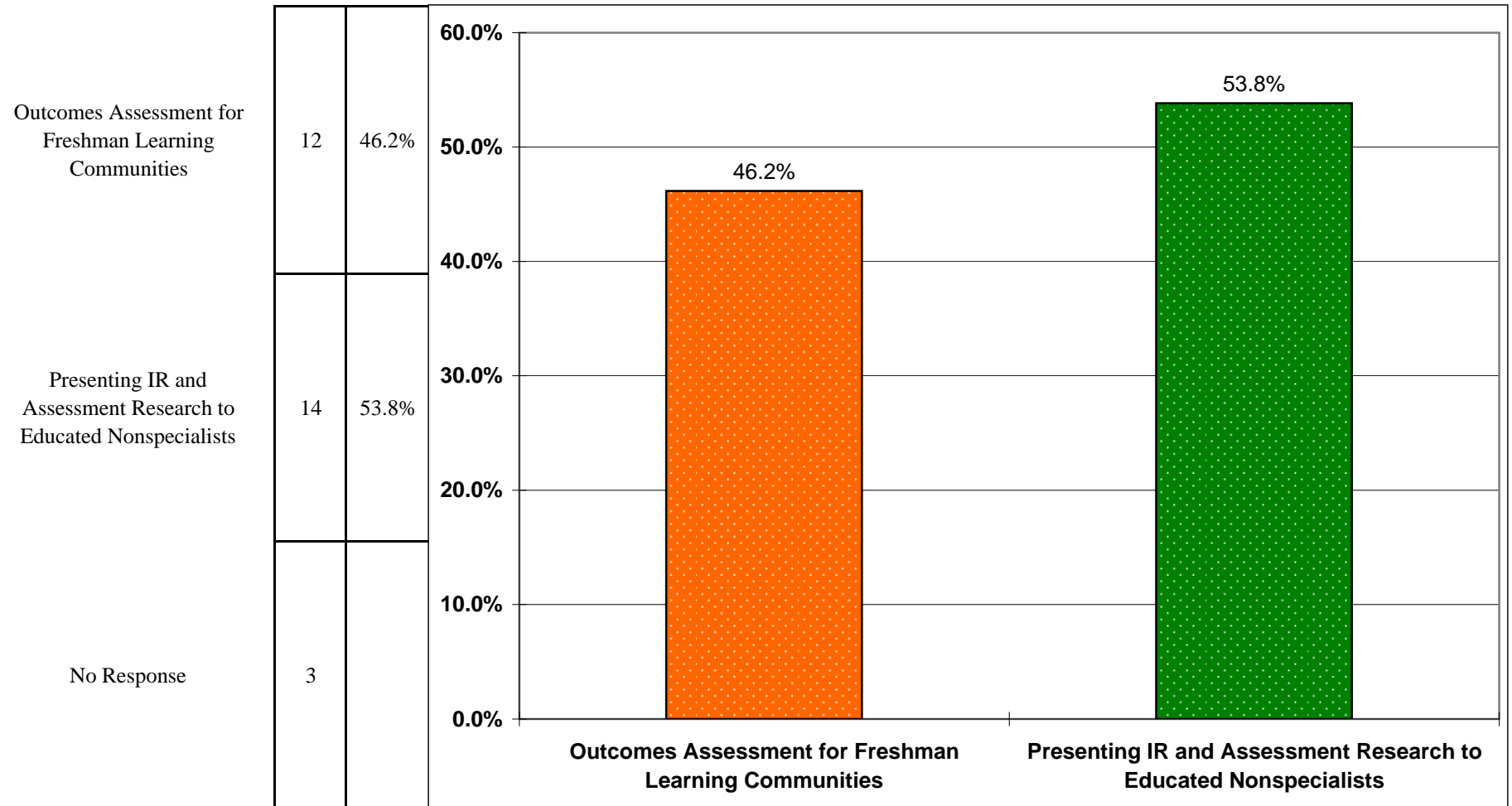


\* Responses from 2012 Joint Assessment and IR Council Retreat Evaluation Form

## Breakout Sessions

*Which breakout session did you primarily attend in the afternoon session (1:15 pm - 2:15 pm)?*

**Total Surveys Returned 29**



\* Responses from 2012 Joint Assessment and IR Council Retreat Evaluation Form

## Breakout Sessions

**About the "Outcomes Assessment for Freshman Learning Communities" session:**

Total Session Participants		12						
		Total Valid Responses	Very	Mostly	Somewhat	Slightly	Not at all	No Response
How relevant was the discussion content to your work?		12	2	6	4	0	0	0
How useful was the discussion content to your work?		11	1	6	3	1	0	1

\* Responses from 2012 Joint Assessment and IR Council Retreat Evaluation Form

## Breakout Sessions

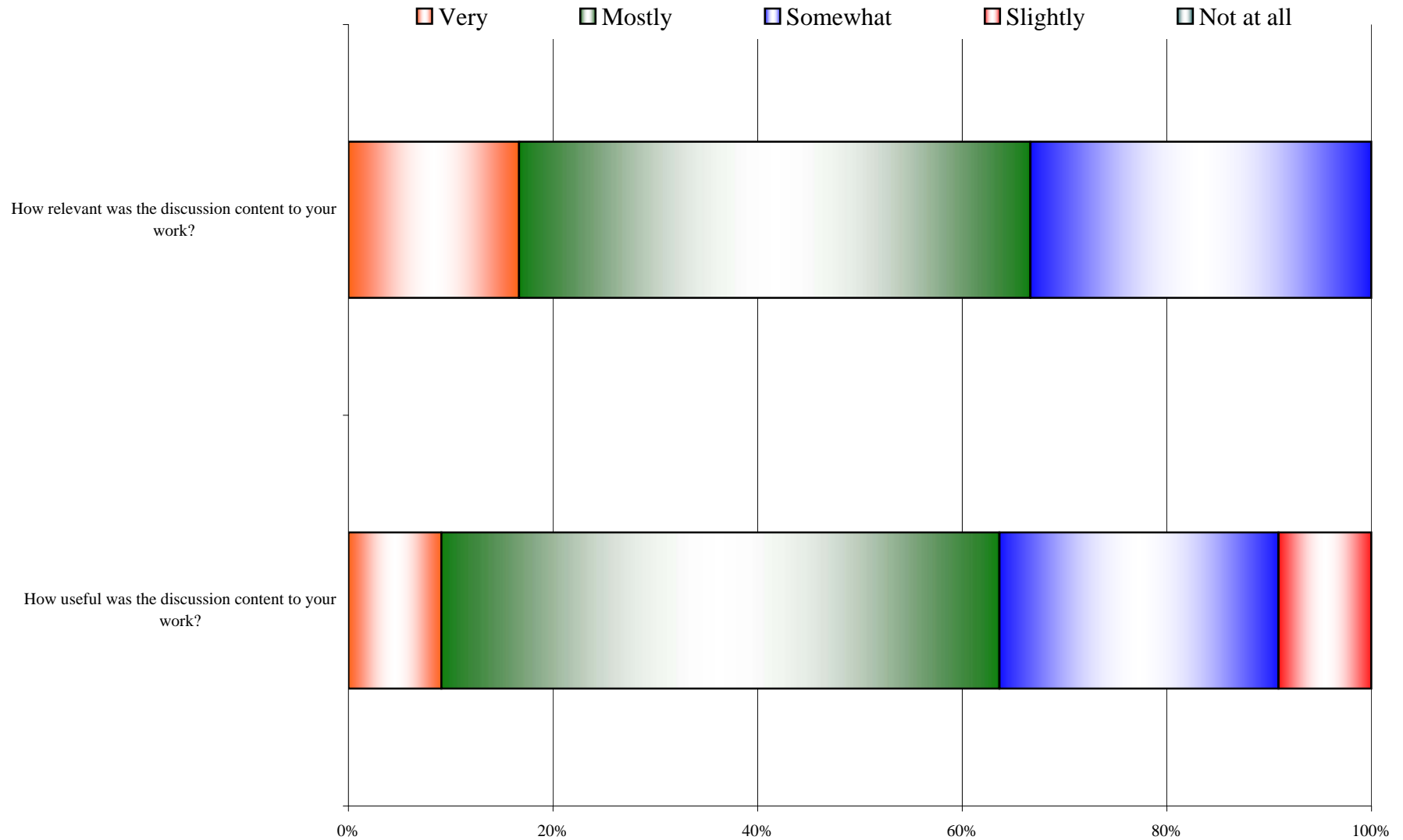
**About the "Outcomes Assessment for Freshman Learning Communities" session:**

	Total Valid Responses	Very	Mostly	Somewhat	Slightly	Not at all	No Response
How relevant was the discussion content to your work?	100%	16.7%	50.0%	33.3%	0.0%	0.0%	0.0%
How useful was the discussion content to your work?	100%	9.1%	54.5%	27.3%	9.1%	0.0%	8.3%

\* Responses from 2012 Joint Assessment and IR Council Retreat Evaluation Form

## Breakout Sessions

### *About the "Outcomes Assessment for Freshman Learning Communities" session:*



\* Responses from 2012 Joint Assessment and IR Council Retreat Evaluation Form

## Breakout Sessions

**About the "Presenting IR and Assessment Research to Educated Nonspecialists" session:**

Total Session Participants 14								
		Total Valid Responses	Very	Mostly	Somewhat	Slightly	Not at all	No Response
How relevant was the discussion content to your work?		14	6	4	3	0	1	0
How useful was the discussion content to your work?		14	6	3	4	0	1	0

\* Responses from 2012 Joint Assessment and IR Council Retreat Evaluation Form

## Breakout Sessions

**About the "Presenting IR and Assessment Research to Educated Nonspecialists" session:**

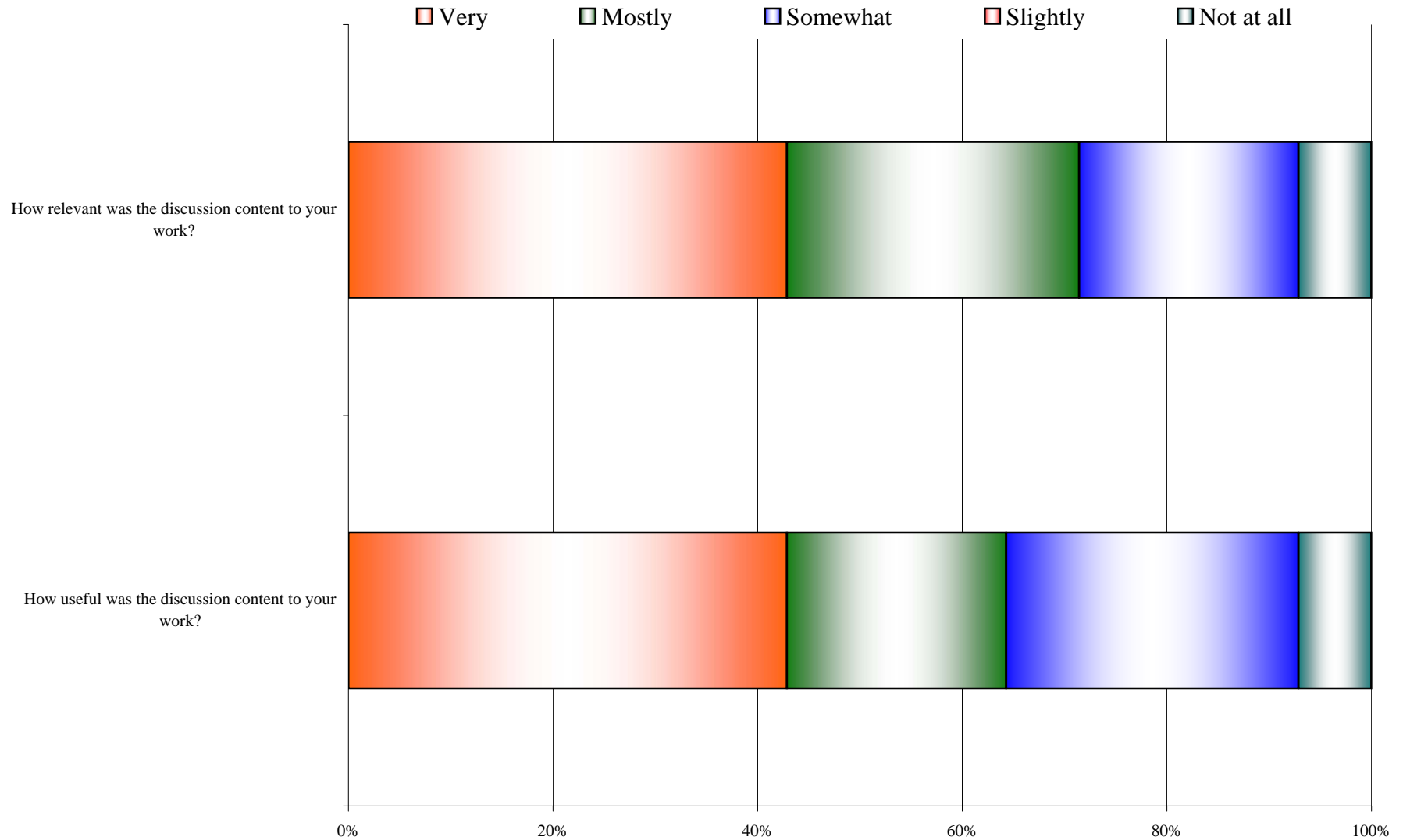
	Total Valid Responses	Very	Mostly	Somewhat	Slightly	Not at all	No Response
How relevant was the discussion content to your work?	100%	42.9%	28.6%	21.4%	0.0%	7.1%	0.0%
How useful was the discussion content to your work?	100%	42.9%	21.4%	28.6%	0.0%	7.1%	0.0%

\* Responses from 2012 Joint Assessment and IR Council Retreat Evaluation Form



## Breakout Sessions

### ***About the "Presenting IR and Assessment Research to Educated Nonspecialists" session:***



\* Responses from 2012 Joint Assessment and IR Council Retreat Evaluation Form

## Contacts

*How strongly do you agree with the following statements...*

Total Surveys Returned		29					
		Total Valid Responses	Strongly Agree	Somewhat Agree	Somewhat Disagree	Strongly Disagree	No Response
This event was a good opportunity to form professional contacts with other CUNY employees.		28	16	11	1	0	1
	I am more likely to collaborate on research work with someone I spoke to today as a result of this event.	28	12	11	4	1	1

\* Responses from 2012 Joint Assessment and IR Council Retreat Evaluation Form

## Contacts

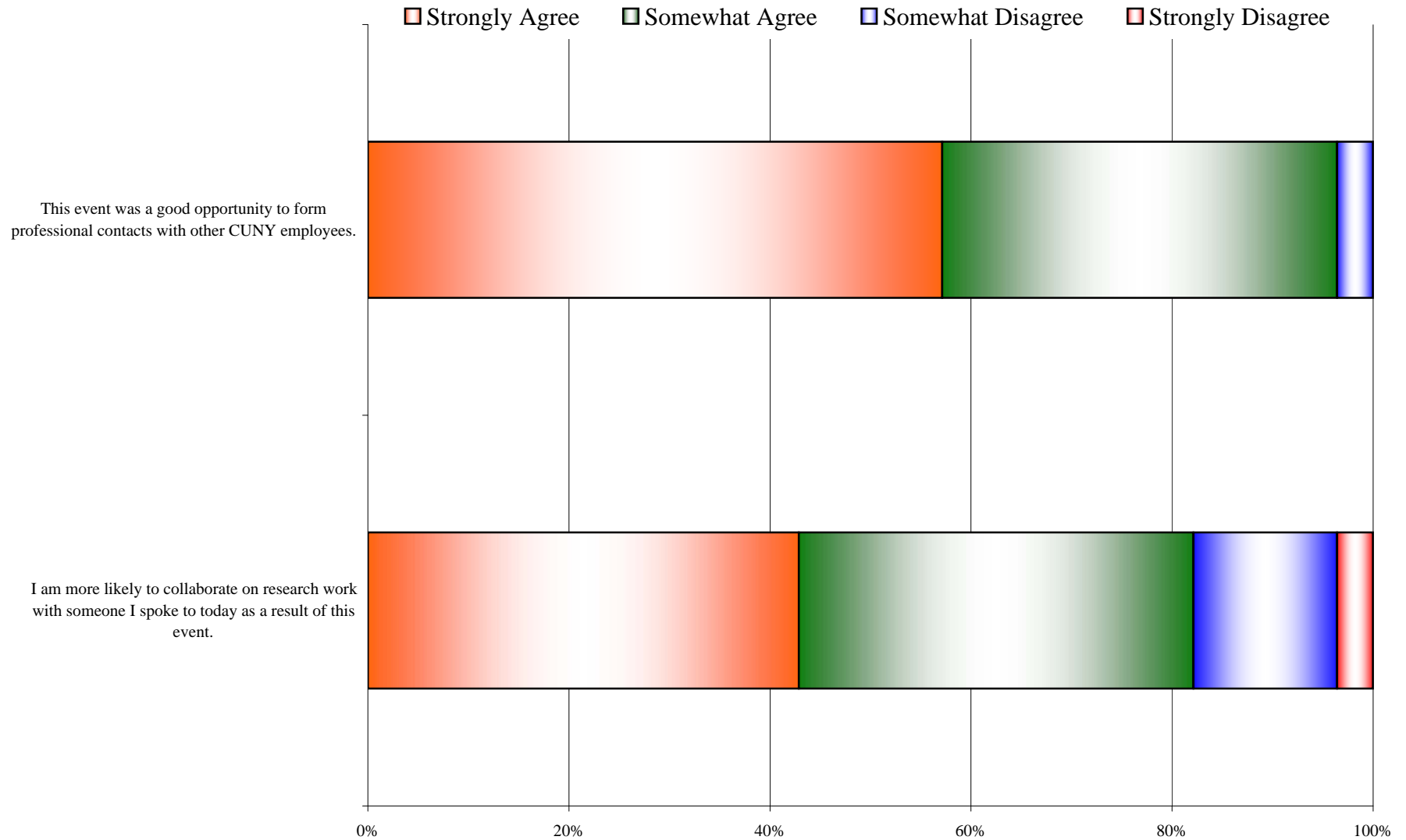
*How strongly do you agree with the following statements...*

	Total Valid Responses	Strongly Agree	Somewhat Agree	Somewhat Disagree	Strongly Disagree	No Response
This event was a good opportunity to form professional contacts with other CUNY employees.	100%	57.1%	39.3%	3.6%	0.0%	3.4%
I am more likely to collaborate on research work with someone I spoke to today as a result of this event.	100%	42.9%	39.3%	14.3%	3.6%	3.4%

\* Responses from 2012 Joint Assessment and IR Council Retreat Evaluation Form

## Contacts

***How strongly do you agree with the following statements...***



\* Responses from 2012 Joint Assessment and IR Council Retreat Evaluation Form

### **Any Other Comments:**

Afternoon CUNYFirst Session: James Russell gave the best presentation on CUNYFirst which I have heard over the past few years. Cost-Benefit Analysis: The presenter was very knowledgeable. However, I would have preferred a beginners session. Very interesting topic, would like to learn more. Afternoon Session: Michael Ayers provided a clear presentation which was very helpful and enlightening. Thank you!

I use the things covered in this session so my selection of "Not at all" is not meant to be negative.

More practices on screen demos would make it better.

Some ice breaker among the participants would be nice next time. It was too cold in the State room. Good job!

The panel discussion on CUNYFirst had very little discussion but instead consisted more of reports/data usage that didn't for the most part, express the impact/significance of CUNYFirst in my work. There should be a better utilization of time. Just about every aspect of the retreat ran over in time. Seems like we were always catching up because facilitators don't monitor time.

Too cold, turn A/C down.

We need more time to form relationships.

### RETREAT EVALUATION FORM

Thank you for attending the Fourth Annual CUNY Joint Council Retreat. Please complete this brief evaluation form to help us plan for future Retreats and council activities. Your responses will be kept anonymous.

Which office(s) do your work for at your college? (Check all that apply, but if you have a primary appointment, please indicate it.)

	Your Office(s) (Check all that apply)	Primary office
Assessment	<input type="radio"/>	<input type="radio"/>
Enrollment Management	<input type="radio"/>	<input type="radio"/>
Institutional Research	<input type="radio"/>	<input type="radio"/>

#### General Characteristics

How <b>satisfied</b> were you with the...	Very Satisfied	Satisfied	Dissatisfied	Very Dissatisfied
Retreat location	<input type="radio"/>	<input type="radio"/>	<input type="radio"/>	<input type="radio"/>
Directions to the event	<input type="radio"/>	<input type="radio"/>	<input type="radio"/>	<input type="radio"/>
The food that was provided	<input type="radio"/>	<input type="radio"/>	<input type="radio"/>	<input type="radio"/>
Organization of the event	<input type="radio"/>	<input type="radio"/>	<input type="radio"/>	<input type="radio"/>
Swag Bag	<input type="radio"/>	<input type="radio"/>	<input type="radio"/>	<input type="radio"/>

#### Morning Enrollment Management Session

How much did the Enrollment Management session **improve** your understanding of the following:

	Greatly	Somewhat	A Little Bit	Not at all
How data supports decision-making in enrollment management.	<input type="radio"/>	<input type="radio"/>	<input type="radio"/>	<input type="radio"/>
How my own research and analysis can inform enrollment management and planning.	<input type="radio"/>	<input type="radio"/>	<input type="radio"/>	<input type="radio"/>

#### Afternoon CUNYFirst Session

How much did the session on CUNYFirst **improve** your understanding of the following:

	Greatly	Somewhat	A Little Bit	Not at all
CUNYFirst data entry procedures.	<input type="radio"/>	<input type="radio"/>	<input type="radio"/>	<input type="radio"/>
Your access to CUNYFirst files and extracts.	<input type="radio"/>	<input type="radio"/>	<input type="radio"/>	<input type="radio"/>
Relationships between CUNYFirst data and existing data structures.	<input type="radio"/>	<input type="radio"/>	<input type="radio"/>	<input type="radio"/>
How IR and Assessment functions can be accomplished using CUNYFirst data.	<input type="radio"/>	<input type="radio"/>	<input type="radio"/>	<input type="radio"/>
The extent to which normal operations of your job will change when CUNYFirst is live on your campus.	<input type="radio"/>	<input type="radio"/>	<input type="radio"/>	<input type="radio"/>

### Breakout Sessions

Which breakout session did you primarily attend in the **morning session** (11:00 am – 12:00pm)?

Using the CLA for Improving College Learning Outcomes

☐

Cost-Benefit Analysis

☐

About the **morning session** you primarily attended:

**Very**

**Mostly**

**Somewhat**

**Slightly**

**Not  
at all**

How **relevant** was the discussion content to your work?

☐
☐
☐
☐
☐

How **useful** was the discussion content to your work?

☐
☐
☐
☐
☐

Which breakout session did you primarily attend in the **afternoon session** (1:15pm – 2:15pm)?

Outcomes Assessment for Freshman Learning Communities

☐

Presenting IR and Assessment Research to Educated Nonspecialists

☐

About the **afternoon session** you primarily attended:

**Very**

**Mostly**

**Somewhat**

**Slightly**

**Not  
at all**

How **relevant** was the discussion content to your work?

☐
☐
☐
☐
☐

How **useful** was the discussion content to your work?

☐
☐
☐
☐
☐

### Contacts

How strongly do you agree with the following statements...

**Strongly  
Agree**

**Somewhat  
Agree**

**Somewhat  
Disagree**

**Strongly  
Disagree**

This event was a good opportunity to form professional contacts with other CUNY employees.

☐
☐
☐
☐

I am more likely to collaborate on research work with someone I spoke to today as a result of this event.

☐
☐
☐
☐

**Any Other Comments:**